



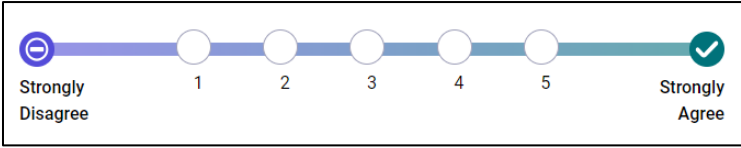

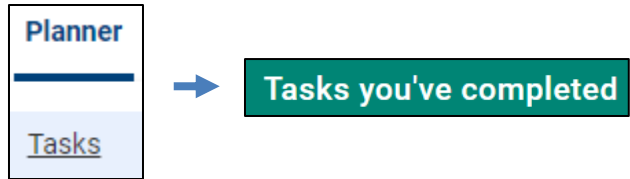
Understanding How I Work & Learn

<p>What is a High School & Beyond Plan?</p> <p>The HSBP will help you explore your interest, set personal goals, and guide you towards figuring out what you want to do after high school when it comes to career and college/post-secondary options.</p> <p>Each year in grades 9-12, you will update your plans in Naviance through the HSBP survey for each grade level.</p>	<p>Your High School and Beyond Plan (HSBP) is a Washington State graduation requirement.</p> <div data-bbox="857 310 1481 621"> <p>Your High School & Beyond Plan is a graduation requirement.</p> <p>Shows up on your official transcript as MET</p> <table border="1"> <tr> <td colspan="2">***** ADDITIONAL STATE REQUIREMENTS *****</td> </tr> <tr> <td>HIGH SCHOOL & BEYOND PLAN</td> <td>NOT MET</td> </tr> <tr> <td>WASHINGTON STATE HISTORY</td> <td>MET</td> </tr> <tr> <td colspan="2">*****</td> </tr> <tr> <td>GRADUATION PATHWAY</td> <td>NOT MET</td> </tr> </table> <table border="1"> <tr> <td colspan="2">***** ADDITIONAL STATE REQUIREMENTS *****</td> </tr> <tr> <td>HIGH SCHOOL & BEYOND PLAN</td> <td>MET</td> </tr> <tr> <td>WASHINGTON STATE HISTORY</td> <td>MET</td> </tr> <tr> <td colspan="2">*****</td> </tr> <tr> <td>GRADUATION PATHWAY</td> <td>MET</td> </tr> </table> </div>	***** ADDITIONAL STATE REQUIREMENTS *****		HIGH SCHOOL & BEYOND PLAN	NOT MET	WASHINGTON STATE HISTORY	MET	*****		GRADUATION PATHWAY	NOT MET	***** ADDITIONAL STATE REQUIREMENTS *****		HIGH SCHOOL & BEYOND PLAN	MET	WASHINGTON STATE HISTORY	MET	*****		GRADUATION PATHWAY	MET
***** ADDITIONAL STATE REQUIREMENTS *****																					
HIGH SCHOOL & BEYOND PLAN	NOT MET																				
WASHINGTON STATE HISTORY	MET																				

GRADUATION PATHWAY	NOT MET																				
***** ADDITIONAL STATE REQUIREMENTS *****																					
HIGH SCHOOL & BEYOND PLAN	MET																				
WASHINGTON STATE HISTORY	MET																				

GRADUATION PATHWAY	MET																				
<p>Lesson Tasks:</p>	<ol style="list-style-type: none"> 1. Complete the Learning and Productivity inventory in Naviance Student. 2. Explore your results to understand your learning preferences and help you engage in your high school courses. 																				
<p>What is a learning style and how does it apply to me?</p>	<p>While you watch the video, write down which of the learning styles are the most like you!</p> <div data-bbox="992 951 1343 1161">  </div> <p>https://youtu.be/_lopcOwfsoU?si=QtNtkP-FUHC1IUXX</p>																				
<p>Learning and Productivity Inventory</p>	<ul style="list-style-type: none"> • Helps you learn about your own preferences • Helps you know how you learn best and can be the most productive • As you take the inventory, rate each statement honestly based on how you work and learn best. 																				
<p>1. Log into Naviance</p>	<div data-bbox="805 1486 943 1625">  </div> <p>Username: district ID#</p> <p>Password: district password</p>																				
<p>2. Click on Self-Discovery > Learning and Productivity</p>	<div data-bbox="805 1671 1040 1759"> <p>Self-Discovery</p> </div> <p>➔</p> <div data-bbox="1154 1671 1528 1745"> <p>Learning and Productivity®</p> </div>																				
<p>3. Click Start Assessment to begin.</p>	<div data-bbox="984 1829 1268 1923"> <p>Start Assessment</p> </div>																				

Understanding How I Work & Learn

<p>4. For each statement chose the answer that best fits with how <u>you prefer</u> to work and learn.</p> <p>1= Strongly Disagree 5= Strongly Agree</p>	
<p>5. Completing the inventory.</p>	<div data-bbox="803 409 950 556">  </div> <p>When you finish, you will see your personalized results.</p> <p>Your preferences are grouped in three categories:</p> <ul style="list-style-type: none"> • Sensory • Environmental • Minset <p>Also check out the recommendations (ideas) for what you can do...</p> <ul style="list-style-type: none"> • During instruction or activities • Working on assignments or independent tasks • Preparing for tests or presentations
<p>6. Task Completion:</p>	<p>To complete the lesson, click Planner>Tasks. Make sure the Learning and Productivity inventory is listed under Tasks you've completed.</p> <div data-bbox="876 1029 1502 1207">  </div>